

This Data Sheet Includes Information On

Marvel

• **Product Model Number (s):** •

Chateau Collection Wine Cellar
without door (door ordered separately)
8SWC-BN

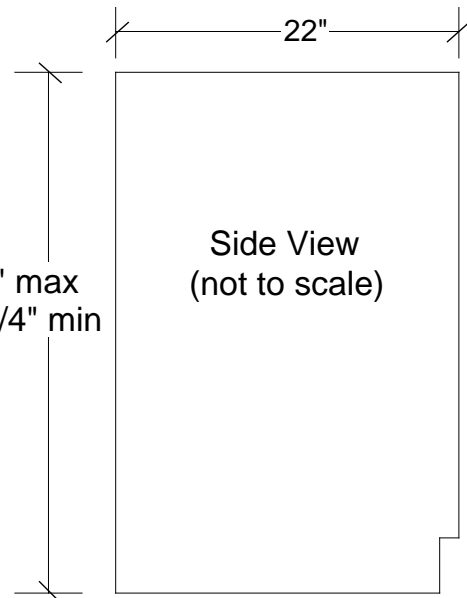
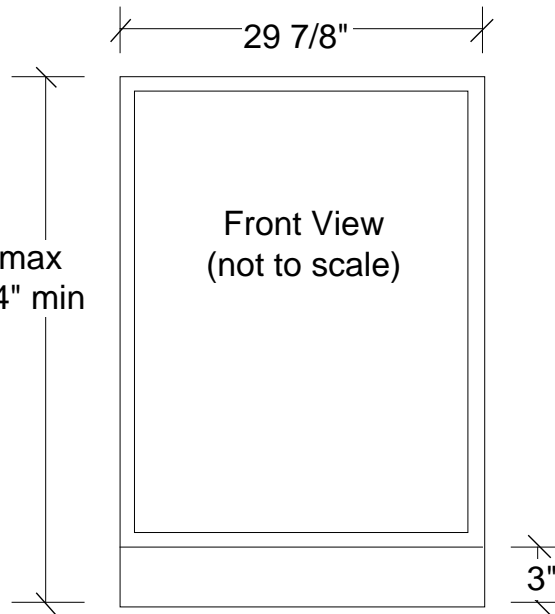
• **Dimensions (Actual Size)** •

- Depth NOT including door: 22"
- Height at full leg adjustment: 35"
- Height at 0" leg adjustment: 34 1/4"
- Height without legs installed: 34"
- Width: 29 7/8"
- Toe Kick height: 3"
- Door swing at 90°: 31 1/2"
- Recommended opening width: 30"
- Recommended opening depth: 24"
- Recommended opening height: 34 1/2"

• **Additional Information** •

- Electrical requirements: 120 volts, 3 amps running max. 15 amp circuit required.
- Locate a 3-prong grounded receptacle in one of three locations: 1) On the wall in the adjacent cabinet opening. 2) Flush on the back wall of the refrigerator opening (add 1" to the overall depth of the unit to accommodate the thickness of the plug). 3) Recessed 1" into the back wall of the refrigerator opening.
- Door is reversible in field.
- Door must open a minimum of 90° to allow wine racks to pull out.
- Shipping weight: 125 pounds.
- U.L. Listed.
- 8SWC-BN: Black cabinet, no door. Door option sold separately.
- All models have shelf fronts of clear, solid maple (unfinished).

See pages 2 for additional information



Subject to change without notice. This system is designed to be updated daily if necessary. Dimension Express is not responsible for use of superseded, voided, or outdated data sheets. Because of the difficulty or impracticability of determining actual damages, liability of Dimension Express shall not exceed \$50.00.

Copyright © Dimension Express, 2007.

• NEVER reuse Data Sheets. Data Sheets are subject to change without notice. Dimension Express is a FREE service bureau and is updated daily, it makes far more sense to spend the time necessary to request new Data Sheets for each project, as opposed to the problems, time, costs, and risks associated with reusing old Data Sheets.

- Call Dimension Express if you have any questions at (800) 940-2059 •
- Always refer to a current Code at a Glance or manufacturer directory •
- Data Sheet codes change on the first of each quarter at 12:01am •

Chateau Collection Wine Cellar
without door (door ordered separately)
8SWC-BN

Additional Information:

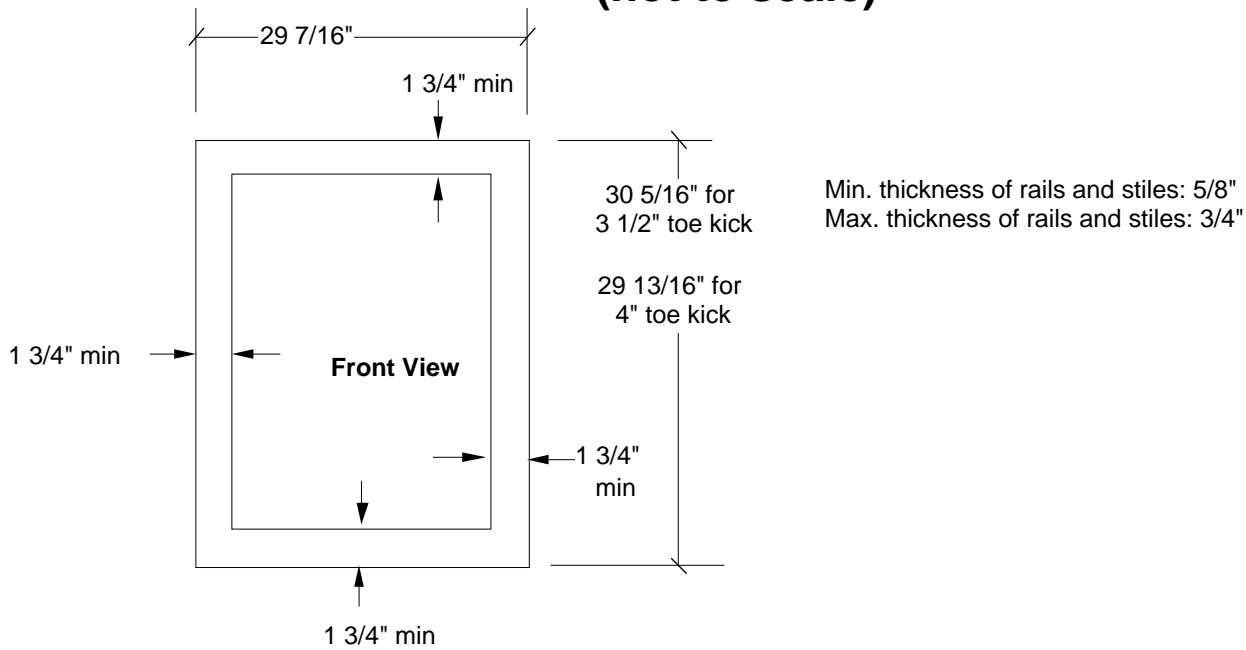
Door options:

- 1) Overlay Glass Door Frame (P/N 42245252, accepts customer supplied wood frame overlay, see below). Add 1 3/8" to depth for door without panel or handle.
- 2) Black framed glass door with black bar handle: P/N 42245256. Add 2 1/4" to depth for door and 2" for professional style bar handle.
- 3) Stainless framed door with stainless bar handle: P/N 42245257. Add 2 1/4" to depth for door and 2" for professional style bar handle.

Accessories:

- Casters P/N 42244041
- Marvel Shelf Front Kits: Prefinished shelf fronts (6).
 - Gloss black: P/N 42245244
 - Gloss white: P/N 42245245
 - Stainless steel: P/N 42245246
 - Natural maple (unfinished): P/N 42245243

Custom Overlay Glass Door Frame Dimensions (not to scale)



Subject to change without notice. This system is designed to be updated daily if necessary. Dimension Express is not responsible for use of superseded, voided, or outdated data sheets. Because of the difficulty or impracticability of determining actual damages, liability of Dimension Express shall not exceed \$50.00. Copyright © Dimension Express, 2007.

• NEVER reuse Data Sheets. Data Sheets are subject to change without notice. Dimension Express is a FREE service bureau and is updated daily, it makes far more sense to spend the time necessary to request new Data Sheets for each project, as opposed to the problems, time, costs, and risks associated with reusing old Data Sheets.

- Call Dimension Express if you have any questions at (800) 940-2059 •
- Always refer to a current Code at a Glance or manufacturer directory •
- Data Sheet codes change on the first of each quarter at 12:01am •